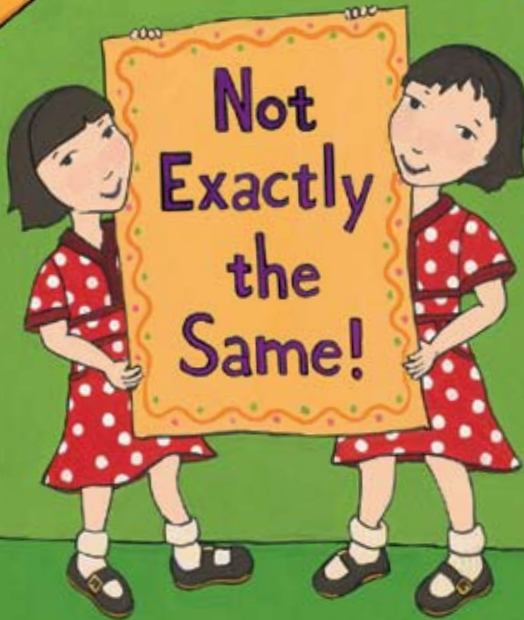


Ling & Ting

Not
Exactly the Same!

Ling & Ting



by Grace Lin

curriculum connections

- ❖ Vocabulary
- ❖ Spelling
- ❖ Multi-Culturalism

Ages: 6-9

by
Grace Lin

Name_____

Date_____

JUDGING THE BOOK BY ITS COVER

Look at the cover. What do you think this book will be about? What makes you think that?

PICTURE WALK PREDICTIONS

Take a picture walk. Look through the book carefully. Does your picture walk make you think your first predictions were right? What NEW predictions can you make?



Date_____

AFTER READING

What was the book about? Were your predictions correct?

Name _____

Date _____

Read “The Magic Hat” several times on your own. Then, perform the story in a small group. Choose one person to be Ting, one to be Ling, and one to be the Narrator. The Narrator will read every time Ling and Ting are not speaking. You will be able to tell when Ling or Ting are speaking because you will see the quotation marks. There will also be some way to tell who is speaking. It might say “Ling said” or “Ting said.” You will have to be a great reading detective to discover who is speaking and when! After you have practiced several times, judge how well you are doing in each area. Use the

The Actors: (write your names here)

The Characters

Ling

Ting

Narrator

How did you do? (Circle one answer for each question)

I solved words quickly.

Yes

I need to work on this

I read clearly and with expression.

Yes

I need to work on this

My reading was “just right,” not too fast or too slow.

Yes

I need to work on this

I understand how quotation marks tell the reader a character is speaking.

Yes

I need to work on this

On the back, write one goal you have after completing this activity.

Name _____

Date _____

Dumplings (meat or vegetable filled dough) are enjoyed around the world. They are called many different things. Here is your chance to discover this for yourself. You may already make dumplings as part of your own family tradition, or maybe you will want to learn about a new culture! From pierogies to ravioli to empañadas to mandu, you will soon discover that the world loves dumplings, just like Ling and Ting!



Choose a recipe:

What country or culture is this recipe from?
Why did you choose this recipe?

Make the recipe:

With the help of an adult, make the recipe you chose.

What is your recipe called? _____


Share your experience:

What was your favorite part?

Name _____

Date _____

Read "Chopsticks" up to page 28 and answer the following questions:



Choose a recipe:

What three ideas does Ting suggest to help Ling use her chopsticks?

1. _____

2. _____

3. _____

What idea do you have to help Ling? Write a letter to Ling and tell her your idea.



Date _____

Dear Ling,

What three ideas does Ting suggest to help Ling use her chopsticks?

Your Friend,

Name _____

Date _____

CHANT THE ING SONG TOGETHER!



I-N-G spells "ing"
I-N-G spells "ing"
Add an "s"
Now we can sing
I-N-G spells "ing"

I-N-G spells "ing"
I-N-G spells "ing"
Give me a call
Add an "r" for ring
I-N-G spells "ing"

I-N-G spells "ing"
I-N-G spells "ing"
Watch out, now!
S-T makes sting (ouch!)
I-N-G spells "ing"

I-N-G spells "ing"
I-N-G spells "ing"
If you like to bounce
S-P-R makes SPRING (crouch down and spring up)
I-N-G spells "ing"
Yes, I-N-G spells "ing"

Practice chanting the song several different ways.

Make a checkmark next to each activity as it is completed.

- Chant with a partner
- Use a whisper voice
- Use a silly voice
- Make silly faces while chanting
- Chant with a group
- Use an angry voice



Which way was the most fun for you? _____

Name _____

Date _____

In "Mixed Up," Ting tells Ling a story, but that is not exactly what really happened. Put the events in the correct order by numbering the boxes according to the order it happened in the story. Illustrate the events using the storyboard below.

Ling tells Ting she got the ending right.

Ling wears a big black hat.

Ting remembers her card was the King of Hearts.

Ting sneezes during her haircut.

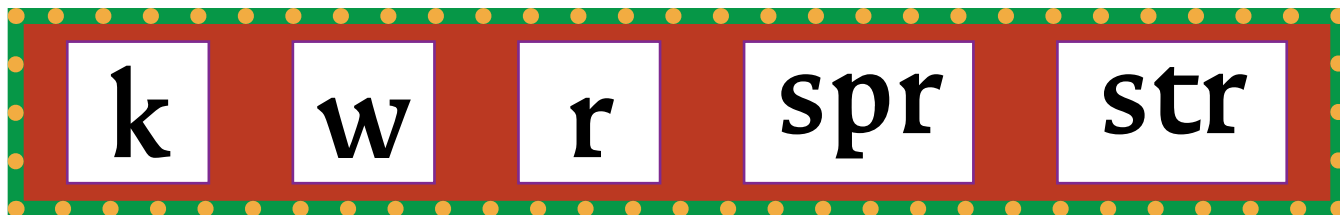
Ling makes fat dumplings.

Lings says chopsticks are not hard to use.

Name _____

Date _____

Add a letter or blend to make new "ing" words. Then draw a picture of each word you made.



_____ ing

_____ ing

_____ ing

_____ ing

_____ ing

_____ ing

_____ ing


_____ ing

SIGHT WORD CHOPSTICK GAME

INSTRUCTION SHEET

Materials:

Word cards (printed and cut)
Paper plates (one for each player)
Chopsticks (one pair for each player)



Directions:

1. Fold each sight word card several times and place in a pile in the middle of the players.
2. Review how to hold and use chopsticks.
3. Players take turns picking up folded word cards with their chopsticks. They try to pick up the words from the pile and get them to their plate without "spilling." If the word makes it all the way to the plate without falling, the player may open the folded paper and read the word. If they read the word correctly, they keep the word. If not, the word is refolded and returned to the pile. Play continues until there are no word cards left in the middle.

The winners of the game are...all students that learn their words.

Variations and Differentiation:

If players are having trouble using chopsticks, glue a magnet to the end of one and attach paperclips to the word cards. Play continues as before, but the word cards are picked up using the magnet. If this variation is used, discuss: In what ways is this like using a fork?

For students reading at a different level or working on a different set of words, use the blank card template and write in any words you would like. By copying these on a different color of paper, players will know which words to pick up. In this way, people of all ability levels can play together.

SIGHT WORD CARDS

twins	fingers	dumplings	fork
cheeks	people	Chinese	library
smiles	sneezed	close	fairy
exactly	magic	tight	money
laugh	card	rich	messy
because	trick	meat	whole
barber	mix	chopsticks	together
haircut	wand	taste	wave

Name _____

Date _____

COMPARING AND CONTRASTING

Ling and Ting are twins, but they are not exactly the same. Fill in the sentences below. You may use the word bank to help you.

WORD BANK

fork	wiggles	still	fat
fairytale	chopsticks	dogs	smooth

1. Ling likes to read books about _____ ,
but Ting likes to read books about _____ .
2. Ling is _____ when she gets a haircut,
but Ting _____ .
3. Ling likes to use a _____ to eat dumplings,
but Ting likes to use _____ .
4. Ling makes her dumplings _____ ,
but Ting makes her dumplings _____ .

Think about how Ling and Ting are alike and different.
Then, write your own sentences comparing (telling how they are the same) and contrasting
(telling how they are different).

Name_____

Date_____

We understand stories better when we can connect with the characters. Answer the following questions. Use evidence from the story and details from your life to support your answer.

In what ways are you like Ling?

In what ways are you like Ting?

Which character are you MOST like? Explain.

about the book



Whether they are making dumplings, getting their hair cut, or practicing magic tricks, Ling and Ting stick together. Although they are adorable identical twins, looks can be deceiving: people can be very different, even if they look exactly the same.


Grace Lin's simple text, gentle humor, and colorful art make this the perfect book for any child learning to read.

about the author

Grace Lin is a graduate of the Rhode Island School of Design. She is the author and illustrator of eight picture books, and the illustrator of over nine more. She grew up in upstate New York and now lives in Massachusetts. She received a Newbery Honor for her novel *Where the Mountain Meets the Moon*.



also by Grace Lin



Where the Mountain Meets the Moon
ISBN: 978-0-316-11427-1

★ "The author's writing is elegant, and her full-color illustrations are stunning."
—*School Library Journal*

★ "Remarkable."—*Booklist*



The Year of the Dog
ISBN: 978-0-316-06000-4 HC
ISBN: 978-0-316-06002-8 PB
AR: 4.2



The Year of the Rat
ISBN: 978-0-316-11426-4 HC
978-0-316-03361-9 PB
AR: 4.6
F&P: Q